



Using Low Impact Development to Meet NPDES Treatment and Hydromodification Requirements

Dan Cloak, P.E.
Principal
Dan Cloak Environmental Consulting



Topics

- How conventional urban drainage design affects watersheds
- How Low Impact Development can mitigate effects of urban drainage
- Meeting NPDES Permit requirements for SUSMPs
- Myths and reality about LID

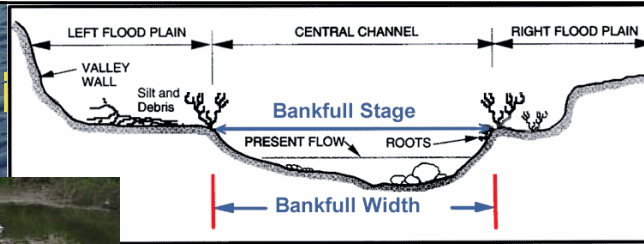
Conventional Urban Drainage

■ Features

- Impervious surfaces: roofs and pavement
- Catch basins and piped drainage
- “Collect and convey” design objective



Drain



	Watershed and Stream Scale
	Flooding and scouring of stream beds
Concentration	Flash flows
Storms	Discharge when runoff did not infiltrate
Intensification	Stream erosion at moderate stream discharges
Intensification	Higher pollutant loading
Greater runoff energy	Conveys trash and gross pollutants
Decreased infiltration	Lower and less frequent stream discharges
Dry weather discharges	High pollutant concentrations

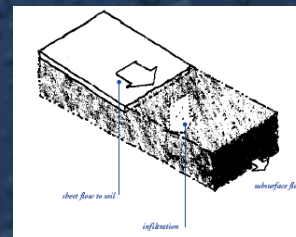
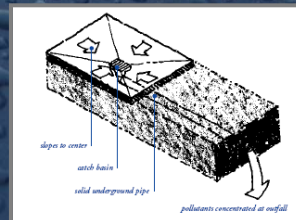


LID Design Objectives

Watershed and Stream Scale	Site scale
Reduce peak flows	Detain runoff on site
Increase time of concentration	Slow runoff from leaving site
No runoff from small storms	Infiltrate and evapotranspirate
Reduce duration of moderate flows	Let runoff seep away very slowly
Reduce runoff volume	Infiltrate where possible
Reduce runoff energy	Detain and slow flows
Increase groundwater storage and stream base flows	Facilitate infiltration
Reduce pollutants in runoff	Detain and filter runoff
Protect against spills and dumping	Disconnect drainage and filter runoff

LID Drainage Principles

- Instead of “collect and convey,”
disperse and retain
 - Avoid concentrating flows
 - Keep drainage areas small
 - Promote infiltration
 - Detain
 - Treat
- Route high flows so they flood safely



LID Design Steps

- Optimize the site layout
- Use pervious surfaces where possible
- Disperse runoff to landscaping
- Direct drainage from impervious surfaces to bioretention facilities, flow-through planters, or dry wells

LID for NPDES Compliance

- Site design criteria
 - maximize infiltration (where appropriate)
 - provide retention or detention
 - slow runoff
 - minimize impervious land coverage
- Stormwater treatment criteria
 - Sizing requirements
 - “Maximum extent practicable” treatment
- Flow-control (hydrograph modification management) criteria

SUSMP LID Requirements

- Provision D.1.d.(8)(a): “The purpose of the updated Model SUSMP shall be to establish minimum standards to maximize the use of LID practices and principles...”
 - Site Design Requirements
 - Source Control Requirements
 - Treatment Control Requirements
 - Siting, design, and maintenance criteria
 - “Criteria to aid in determining where implementation of each LID BMP is applicable and feasible”

SUSMP Treatment Requirements

- Provision D.1.d.(7)
- Removal of obsolete and ineffective BMPs
- Addition of LID BMPs
- Update BMP pollutant treatment efficiencies
- Minimum hydraulic sizes

SUSMPs & Hydromodification

- D.1.d.(10): “As part of its local SUSMP, each copermitttee shall develop and apply criteria...so that runoff discharge rates, durations, and velocities are controlled to maintain or reduce downstream erosion conditions...”
- To be superseded by HMP

LID Design Challenges

- Drain the site effectively for all storms
- Integrate with site design and landscape
 - Aesthetics
 - Multiple use
 - Circulation
 - Maintenance
- Ownership & maintenance responsibility
- Planning for adaptations in use

LID Myths and Reality

Myth	Reality
LID reduces downstream flooding.	If implemented watershed-wide, LID can reduce peak discharges and the frequency of small floods. But it will have little impact during very large floods.
Bioretention soils will accumulate hazardous concentrations of pollutants.	Soils are very effective “sponges” for heavy metals and can filter low concentrations from runoff for many years without a noticeable increase in soil levels.
LID can't be used on clay soils or steep slopes	Planter boxes and bioretention facilities with underdrains can be used on most sites, regardless of soils or topography
Other techniques can meet “maximum extent practicable.”	LID provides the most robust and effective treatment and seems to be required except in specific circumstances.