


# Quality of Life Funding Strategy

## Water Quality Enhancement Element



Water Quality Working Group Meeting

April 20, 2010

Water Quality Framework

Draft Report Outline

Funding Mechanisms

# Water Quality Framework



## **Water Quality Element Program Mission**

To enhance and preserve the region's quality of life through the restoration and protection of the quality of our surface and groundwater.

## **Overall Long-Term Element Goal**

Protection and restoration of beneficial uses of local water bodies, watersheds and aquifers from polluted runoff.

# Water Quality Framework

## Tier 1 Objectives

### Surface Water Quality/Runoff Management

1. Support implementation of watershed-based programs and projects that achieve cost effective solutions for regional water quality issues.
2. Support jurisdictional water quality programs and projects such as monitoring, education, enforcement, and source control.

# Water Quality Framework

## Tier 2 Objectives

### Ancillary Benefits

1. Habitat Restoration
2. Community Enhancement
3. Water Supply Augmentation



# Draft Outline

## Needs Assessment Report

1. Purpose of Document
2. SANDAG Background - Mission of Water Quality Working Group
3. Process for Developing Needs Assessment and Cost Estimate
4. Water Quality Goals
5. Results of Bottom-Up Process for Needs Assessment
6. Results of Top-Down Needs Assessment and Cost Estimate
7. Suggested Phased Approach to Implementation based on Project Ranking

# Needs Assessment Process

Nov 2009	Form WQWG
Jan 2010	Quality of Life Briefing
Feb	Discussed Water Quality Framework
Mar	Adopt Process / Approach
Apr	Finalize Framework, Review Process and Report Outline, Discuss Funding Mechanisms
May	Discuss Scaling Assumptions / Begin Criteria Discussion
Jun	Discuss / Finalize Example Projects & Programs
July	No Meeting – Finalize Draft Report
Aug	WQWG Review of Draft Report
Sept ↓	Finalize Report

# Summary of Potential Funding Options

- Proposition 84 \$211 million
- User Fees
  - Rental Car Fees \$223-\$669 million
  - Parking Fees at Beaches \$336-\$448 million

(Note: Costs are in 2006 dollars)

# Summary of Potential Funding Options

- **Additional Sales Tax Increase** \$4.68-\$9.37 billion



(Note: Costs are in 2006 dollars)

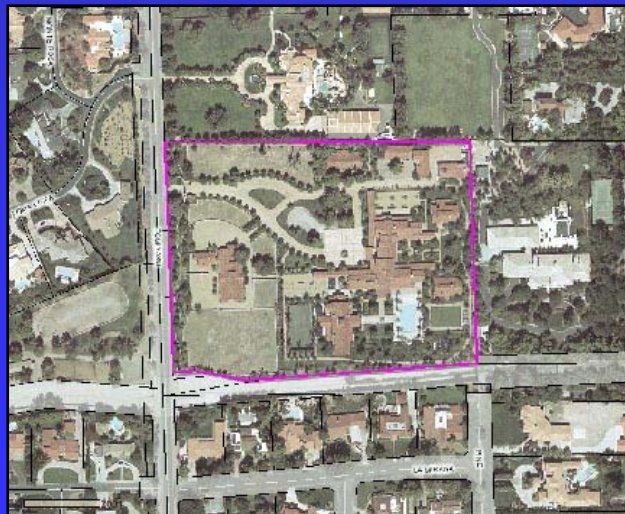
# Sales Tax

- SANDAG Taxing Authority
- Susceptible to economic conditions
- Distortion on economic activity
- No competition between cities
- 2/3 voting requirement
- Efforts of other cities



# Summary of Potential Funding Options

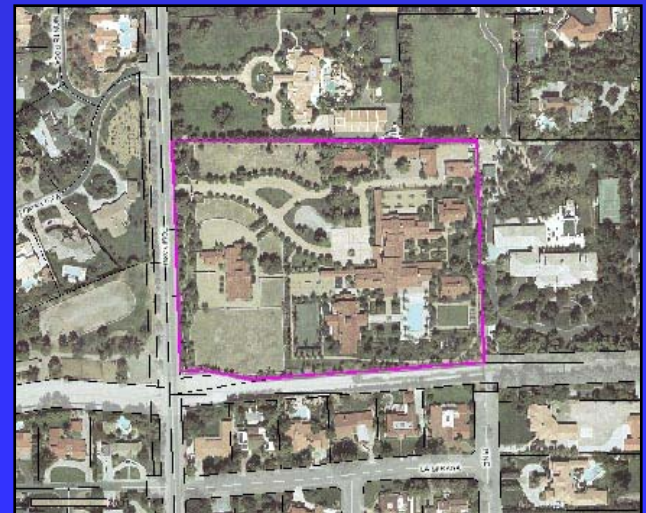
- Additional Parcel Tax Increase \$260-\$867 million



(Note: Costs are in 2006 dollars)

# Parcel Tax

- Potentially regressive
- Voter appetite – 2008 Prop A failed
- Minimal annual funding



# Summary of Potential Funding Options

- Other Local Mechanisms
  - Development Impact Fees      TBD



(Note: Costs are in 2006 dollars)

# Development Impact Fees

- Voter approval required at local level
- Restrictions on what fees can pay for
- Will help or hinder development?



# Summary of Potential Funding Options

- Other Local Mechanisms
  - Transient Occupancy Tax \$251-\$753 million



(Note: Costs are in 2006 dollars)


# Transient Occupancy Tax

- Req. 2/3 vote at municipal level
- Cities have recently increased TOT
- Inland cities have minimal TOT revenue
- May hinder competition



# Quality of Life Funding Strategy

## Water Quality Enhancement Element



Water Quality Working Group Meeting

April 20, 2010

Water Quality Framework

Draft Report Outline

Funding Mechanisms