



Regional Industrial/ Commercial Workgroup

FY 09-10 Workgroup Update

June 17, 2010

Agenda

1. Workgroup Objectives
 - 09-10 Budget
 - Key IC Tasks
 - What's Next

Workgroup Objectives

- ❑ Facilitate efforts to work together
- ❑ Standardize information & processes
- ❑ Develop standard templates for reporting information
- ❑ Improve assessments of IC related information
- ❑ Conduct regional IC outreach
- ❑ Conduct regional efforts cost effectively

FY09-10 IC Budget Overview

- ❑ 12 subtasks (4 Administrative, 8 IC Specific)
- ❑ Proposed \$116,389
- ❑ Several continued tasks from 08-09
- ❑ Bulk of 08-09 task workload to be completed in 09-10

Administrative Budget Items

- Task 1A – Meeting Support (50hrs)
- Task 2A – Workgroup Updates (20hrs)
- Task 2B – Workplan & Budget (10hrs)
- Task 2C – URMP Annual Report Input (20hrs)
- **Total for Administrative Items = \$6,700**

Key Workgroup Tasks

- ❑ Task 2G – Develop Inspection Standards
- ❑ Task 2H - Regional Industrial & Commercial Assessment.
- ❑ Task 2K - Regional Mobile Business Program.
- ❑ Regional Training (not identified in task list)

Task 2.G.

Develop Inspection Standards

- Objective: Standardize information collected during inspections so that facility assessments can occur at regional and/or watershed levels.

Task 2G - Develop Inspection Standards

- Inspections standards sub-group
- IC Inspections Standard Guidance Document
 - Designed to establish a baseline level of assessment for use with inspector training
 - Areas and activities listed in guidance were specifically chosen because they apply to all facilities.
 - *Trash/Recycling Management*
 - *Non-Storm Water Discharges*
 - *Education and Training*
 - *General Housekeeping BMPs*

Task 2G - Develop Inspection Standards

- Next Steps:
 - Vote to approve Final Guidance Document (June)
 - Expand Inspection Guidance to other BMP categories
 - Include Inspection Guidance information in future regional inspector training.

Task 2.H.

Regional Industrial & Commercial Assessment

- Objective: Apply the general reporting and assessment standards developed in FY08-09 to industrial and commercial inventories and BMPs in a manner that ensures that a watershed scale interpretation of information is obtained.

Regional Inventory Analysis

Top 10 SIC Codes in San Diego Region

Rank	SIC Code	Facility Description	Frequency	Cumulative Frequency	LTEA #
1	5812	Eating/Drinking Establishments	21.79%	21.79%	10
2	7538	Auto Repair	6.22%	28.00%	1
3	5411	Grocery Stores	3.33%	31.33%	
4	5541	Gasoline Service Stations	2.60%	33.93%	8
5	7532	Auto Body Shop	1.77%	35.71%	5
6	5521	Used Car Dealer	1.71%	37.42%	
7	7549	Auto Repair	1.69%	39.11%	1
8	7521	Vehicle Parking/Storage	1.57%	40.68%	7
9	4225	General Warehousing & Storage	1.19%	41.87%	7
10	5531	Auto Supplies	1.19%	43.06%	

Note: Statistics generated from incomplete data set; provided for illustrative/example purposes of how data can be used.

Analyze SIC Codes by Watershed

Top 10 SIC Codes in Carlsbad Watershed

Rank	SIC Code	Facility Description	Frequency	Cumulative Frequency	LTEA #
1	5812	Eating/Drinking Establishments	20.90%	20.90%	10
2	7538	Auto Repair	5.92%	26.82%	1
3	5411	Grocery Stores	3.17%	29.99%	n/a
4	5541	Gasoline Service Stations	2.32%	32.31%	8
5	3599	Manufacturing, Equipment	1.86%	34.17%	27
6	7549	Auto Repair	1.49%	35.66%	1
7	7532	Auto Body Shop	1.40%	37.07%	5
8	1799	Other Contractor	1.37%	38.44%	12
9	7389	Business Services, NEC	1.28%	39.72%	15
10	3999	Manufacturing, Misc	1.25%	40.97%	37

Note differences from
Regional Top 10

Note: Statistics generated from incomplete data set; provided for illustrative/example purposes of how data can be used.

Bacteria Sources by LTEA Category

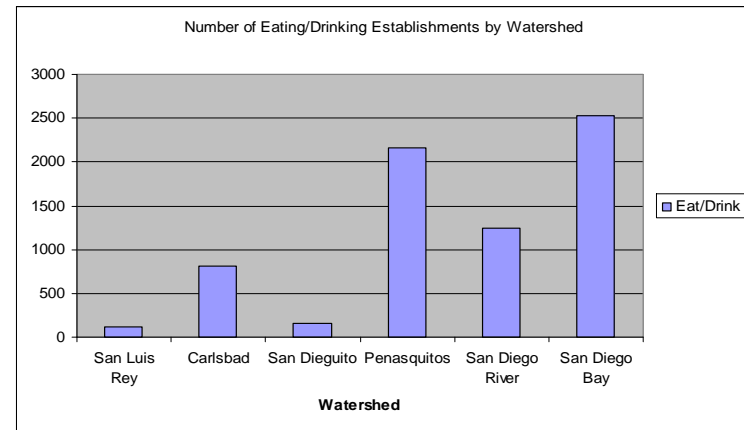
Top 20 Bacteria Source SIC Codes (Regional) Merged by LTEA Category

Rank	LTEA #	Facility Description	Frequency	Cumulative Frequency
1	10	Eating/Drinking Establishments	84.76%	84.76%
2	17	Animal Facilities	2.43%	87.19%
3	n/a	Grocery Stores	1.65%	88.84%
4	37	Manufacturing, Misc	0.57%	89.41%
5	n/a	Refuse Systems	0.53%	89.94%
6	n/a	Retail Bakeries	0.48%	90.42%
7	8	Fueling	0.47%	90.89%
8	31	Airfields	0.46%	91.35%
9	16	Marina	0.43%	91.77%
10	1	Auto Repair	0.38%	92.16%
11	7	Vehicle Parking/Storage	0.34%	92.50%
12	30	Recycling	0.24%	92.74%
13	32	Ground Transportation	0.23%	92.97%
14	13	Nurseries	0.17%	93.14%
15	n/a	Hotels and Motels	0.17%	93.31%

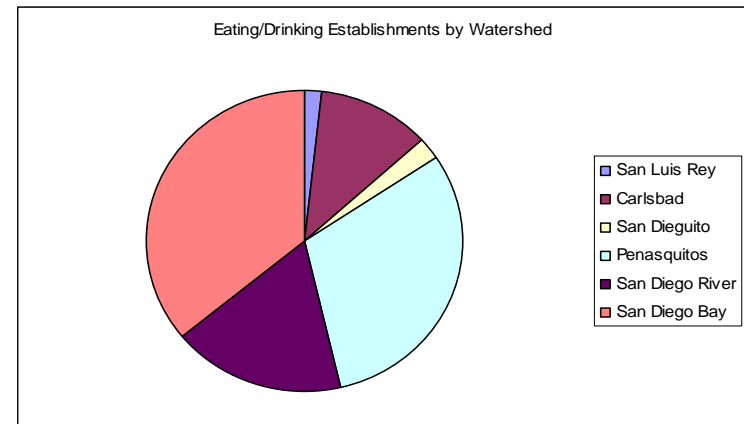
Note: Statistics generated from incomplete data set; provided for illustrative/example purposes of how data can be used.

Compare Frequency of LTEA Categories Across Watersheds

Watershed	Eating/Drinking Establishments	
	#	%
San Luis Rey	123	1.8%
Carlsbad	815	11.6%
San Dieguito	160	2.3%
Penasquitos	2162	30.8%
San Diego River	1242	17.7%
San Diego Bay	2523	35.9%
Total:	7025	100%



Note: differences may be caused by incomplete data, including missing data from entire jurisdictions



Note: Statistics generated from incomplete data set; provided for illustrative/example purposes of how data can be used.

Task 2.H.

Regional Industrial & Commercial Assessment

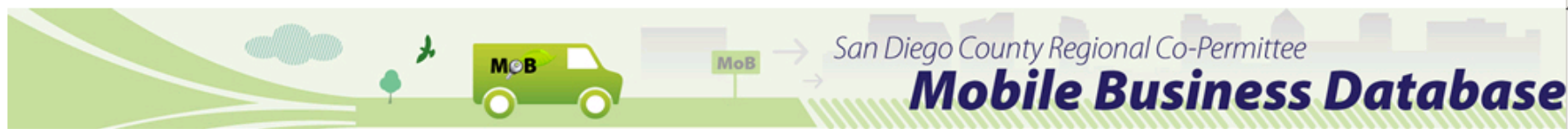
□ Next Steps:

- Compile all Copermittie inventories
- Fully develop initial assessment tools
- Package information in format to facilitate use by LTEA group
- Improve pollutant source profiles to enable strategic programmatic planning

Task 2.K.

Regional Mobile Business Program

- Objective: Further develop the mobile business program, having the following deliverables:
 - Develop and implement a web-based mobile business inventory that can be accessed and updated by Copermitees.
 - Develop and implement a mobile business outreach strategy that includes the notification of all mobile businesses.



[FIND MoB](#) | [NEW MoB](#) | [FIND VIOLATION](#) | [REPORT](#) | [Feed](#)

Find A Mobile Business

Business Name:

Category:

Home Jusisdiction:

[Search](#) [Reset](#)

Mobile Business List [Add New Mobile Busi](#)

Business Name	Category	Home Jurisdiction
1 800 Anytyme	Other	Vista
101 Window Cleaning	Power Washing Services	Encinitas
10-C'S LANDSCAPE ENHANCEMENTS	Landscaping	Encinitas
1904 POWERWASHING	Power Washing Services	Encinitas
1ST ALARM MOBILE DETAIL	Mobile Automobile or Other Vehicle Washing	Out of County
1st Choice Signs	Other	Escondido
24-7 SERVICE PRO	Other	San Marcos
3 AMIGOS-THE POOL GUYS	Pool and Fountain Cleaning	Imperial Beach
3 Point Mobile	Mobile Automobile or Other Vehicle Washing	Escondido
321 PAINTING	Painting and Coating	Oceanside
3D ENTERPRISES	Other	San Diego
4 POINT PIPELINE CONSTRUCTION, INC	Other	El Cajon
4 STAR ELECTRIC	Other	Out of County

Subtask 2.K.

Regional Mobile Business Program

□ Next Steps:

- Develop a batch upload capability
- Develop a watershed mobile business report function that can show information by watershed
- Improve use of violation tracking in the database

Key Items Moving Forward

1. Compiled standardization and assessment information for LTEA process
2. Expand opportunities for regional IC training
3. Fully utilize Mobile Business Database
4. Improve and Utilize BMP Toolbox website
5. Expand inspection guidance to other BMP categories

Questions??
